

# Precision pressure transducer Premium version Model CPT9000

WIKA data sheet CT 25.12

## Applications

- Calibration technology
- High-accuracy pressure monitoring
- Pressure sensing in critical applications
- Aerospace

## Special features

- Accuracy up to: 0.008 % IS-33
- Measuring range: 0 ... 25 mbar up to 401 bar  
[0 ... 10 inH<sub>2</sub>O up to 6,015 psi]
- Temperature compensation: 0 ... 50 °C [32 ... 122 °F]
- USB, RS-232 or RS-485 communication
- Temperature output



**Precision pressure transducer, premium version,  
model CPT9000**

## Description

The model CPT9000 precision pressure transducer is designed to excel in performance and value. With an accuracy down to 0.008 % IS-33, a temperature compensation range of 0 ... 50 °C [32 ... 122 °F], calibration interval of 365 days and selectable ranges from 25 mbar ... 400 bar [10 inH<sub>2</sub>O ... 6,000 psi], the CPT9000 stands alone in performance and value in the high-accuracy pressure transducer market. The CPT9000 is at the top of Mensor's high-accuracy pressure transducer line.

### Application

The CPT9000 precision pressure transducer is ideal for OEM instruments that require high-accuracy pressure transducer. Examples are:

- Flow calibrators, humidity calibrators, pressure controllers
- For aerospace wind tunnel calibration and also for the automotive sensor testing
- In the aviation and space industries in general, hydrology and oceanography

Also for applications where high-accuracy pressure measurements and long-term calibration stability are required.

### Functions

The model CPT9000 has a USB, RS-232 or RS-485 interface. The RS-485 interface offers multi-drop capability with simple cabling and three different baud rates to choose from.

This high-accuracy pressure transducer can be configured for gauge and absolute pressure for any measuring range within the specified limits. With a calibration interval of 365 days and a high resolution of 8 significant digits, the CPT9000 is flexible enough to be used in a wide variety of applications.

## Design

The stainless steel 316L construction and wetted parts are an asset when utilising in corrosive or wet environments. Its compact design offers an advantage in miniaturisation of product design in many OEM applications.

The pressure connection and housing can be customised for individual applications. Standard fittings are easily changed using the AN-4 female connection.

## Specifications

Measuring range precision pressure transducer			
Accuracy <sup>1)</sup>	0.008 % IS-33 <sup>2)</sup>	0.008 % IS-50 <sup>3)</sup>	0.008 % Full Span
<b>Measuring ranges</b>			
Gauge pressure <sup>4)</sup>	0 ... 1 to 0 ... 100 bar [0 ... 15 to 0 ... 1,500 psi]	0 ... > 100 to 0 ... 400 bar [0 ... > 1,500 to 0 ... 6,000 psi]	0 ... 25 mbar to 0 ... < 1 bar [0 ... 0.36 to 0 ... < 15 psi]
Bidirectional <sup>4) 5)</sup>	-1 ... 10 to -1 ... 100 bar [-15 ... 145 to -15 ... 1,500 psi]	-1 ... > 100 to -1 ... 400 bar [-15 ... > 1,500 to -15 ... 6,000 psi]	-12.5 ... +12.5 mbar to -1 ... < 10 bar [-0.18 ... 0.18 to -15 ... < 145 psi]
Absolute pressure	0 ... 1 to 0 ... 101 bar abs. [0 ... 15 to 0 ... 1,515 psi abs.]	0 ... > 101 to 0 ... 401 bar abs. [0 ... > 1,515 to 0 ... 6,015 psi abs.]	0 ... 350 mbar abs. to 0 ... < 1 bar abs. [0 ... 5 to 0 ... < 15 psi abs.]
<b>As barometric reference, optional</b>			
Measuring range	552 ... 1,172 mbar abs. [8 ... 17 psi abs.]		
Accuracy <sup>1)</sup>	0.008 % of reading		
Calibration interval	365 days		
Pressure units	39 and 1 user-defined		

- 1) It is defined by the total measurement uncertainty, which is expressed with the coverage factor (k = 2) and includes the following factors: the intrinsic performance of the instrument, the measurement uncertainty of the reference instrument, long-term stability, influence of ambient conditions, drift and temperature effects over the compensated range during a periodic zero point adjustment every 30 days.
- 2) 0.008 % IS-33 accuracy: Between 0 ... 33 % of the full scale, the accuracy is 0.008 % of the lower third of the full scale and between 33 ... 100 % of the full scale, the accuracy is 0.008 % of reading.
- 3) 0.008 % IS-50 accuracy: Between 0 ... 50 % of the full scale, the accuracy is 0.008 % of the half full scale and between 50 ... 100 % of the full scale, the accuracy is 0.008 % of reading.
- 4) For pressure ranges from  $\geq 100 \dots \leq 400$  barg [ $\geq 1,500 \dots \leq 6,000$  psig] gauge will be sealed gauge sensors.
- 5) The negative portion of a bidirectional range has the same accuracy as the equivalent positive range.

Basic information precision pressure transducer		
<b>Display</b>		
Resolution	100 ppb or better	
Boot-up time	■ RS-232 ■ RS-485	750 ms
	USB	3.5 s
Warm-up time	Approx. 15 min	
<b>Voltage supply</b>		
Power supply	■ RS-232 ■ RS-485	DC 9 ... 18 V (DC 12 V nominal)
	USB	DC 3.0 ... 5.25 V (DC 5 V nominal) Bus powered
Power consumption	■ RS-232 ■ RS-485	< 26 mA at DC 12 V $\pm 5$ % (0.40 W <sub>max</sub> )
	USB	< 84 mA at DC 5 V $\pm 5$ % (0.45 W <sub>max</sub> )
<b>Internal volume</b>		
Measure port	< 1 ml [< 1 cc]	
Reference port	Approx. 40 ml [40 cc]	

## Basic information precision pressure transducer

### Case

Orientation effects	Removable with a zero point correction
Dimensions	→ See technical drawings
Weight	Approx. 250 g [0.55 lb] (depending on range)
Ingress protection	IP67

### Communication

Interface	<ul style="list-style-type: none"> <li>■ USB 2.0</li> <li>■ RS-232</li> <li>■ RS-485</li> </ul>
Baud rate (User-selectable)	<ul style="list-style-type: none"> <li>■ 9600</li> <li>■ 19200</li> <li>■ 38400</li> <li>■ 57600 baud (default setting)</li> <li>■ 115200</li> </ul>
Command sets	<ul style="list-style-type: none"> <li>■ Mensor default command set</li> <li>■ Mensor legacy command set</li> </ul>
Measuring rate	50 values/s: default - (adjustable ex-works)

### Pressure connection

Connection	FSAE J514/JIC 4	
Pressure port adapters	<ul style="list-style-type: none"> <li>■ Without</li> <li>■ 6 mm tube fitting</li> <li>■ ¼" tube fitting</li> <li>■ ¼ NPT, male thread</li> <li>■ ½ NPT, female thread</li> <li>■ ¼ BSP, male thread</li> <li>■ ½ BSP, female thread</li> <li>■ 7/16-20 SAE, female thread</li> </ul>	
Reference port	< 100 bar [< 1,500 psi]	1/16" barb fitting
	<ul style="list-style-type: none"> <li>■ &gt; 100 bar [&gt; 1,500 psi]</li> <li>■ &gt; 100 bar abs. [&gt; 1,500 psi abs.]</li> </ul>	Sealed relief valve <sup>1)</sup>
Wetted parts	Pressure ranges ≤ 350 mbar [≤ 5 psi]	<ul style="list-style-type: none"> <li>■ Stainless steel 316</li> <li>■ Silicon</li> <li>■ Glass-filled resins</li> <li>■ Epoxy</li> </ul>
	Pressure ranges > 350 mbar ... 100 bar [> 5 ... 1,500 psi]	<ul style="list-style-type: none"> <li>■ Stainless steel 316</li> </ul>
	Pressure ranges > 100 bar [> 1,500 psi]	<ul style="list-style-type: none"> <li>■ Stainless steel 316</li> <li>■ Fluorocarbon rubber</li> </ul>
Overpressure limit	2 x proof, 3 x burst, static pressure < 3.45 bar [< 50 psi]	

1) Sealed relief valve has fluoro-carbon rubber O-ring with a release pressure setting of 0.69 ... 1.38 bar [10 ... 20 psi]

Operating conditions		
Altitude	< 3,048 m [< 10,000 ft]	
Place of use	Indoor	
Operating temperature	-40 ... +85 °C [-40 ... +185 °F]	
Compensated temperature range	0 ... 50 °C [32 ... 122 °F]	
Storage temperature range	-40 ... +85 °C [-40 ... +185 °F]	
Relative humidity, condensation	0 ... 95 % r. h. (non-condensing)	
Permissible media	Pressure ranges ≤ 350 mbar [≤ 5 psi]	Clean, dry, non-corrosive gases
	Pressure ranges > 350 mbar [> 5 psi]	Media compatible with the listed wetted parts
Mounting position	<ul style="list-style-type: none"> <li>■ Horizontal</li> <li>■ Vertical</li> <li>■ Customised</li> </ul>	
Pollution degree	2 per EN 61010-1	
EMC (HF field)	EN 61326-1 emission (group 1, class A) and immunity (industrial application)	

## Approvals

Logo	Description	Region
CE	<b>EU declaration of conformity</b>	European Union
	EMC directive <sup>1)</sup> EN 61326-1 emission (group 1, class A) and immunity (industrial application)	
	RoHS directive	
UK CA	<b>UKCA</b>	United Kingdom
	Electromagnetic compatibility regulations	
	Restriction of hazardous substances (RoHS) regulations	

1) **Warning!** This is class A equipment for emissions and is intended for use in industrial environments. In other environments, e.g. residential or commercial installations, it can interfere with other equipment under certain conditions. In such circumstances the operator is expected to take the appropriate measures.

## Certificates

Certificate	
<b>Calibration <sup>1)</sup></b>	<ul style="list-style-type: none"> <li>■ A2LA calibration certificate (traceable and accredited in accordance with ISO/IEC 17025)</li> <li>■ DAkkS calibration certificate - absolute pressure (traceable and accredited in accordance with ISO/IEC 17025)</li> <li>■ DAkkS calibration certificate - gauge pressure (traceable and accredited in accordance with ISO/IEC 17025)</li> </ul>
<b>Recommended calibration interval</b>	1 year (dependent on conditions of use)

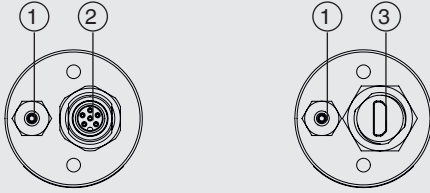
1) Calibration in a vertical position.

Approvals and certificates, see website

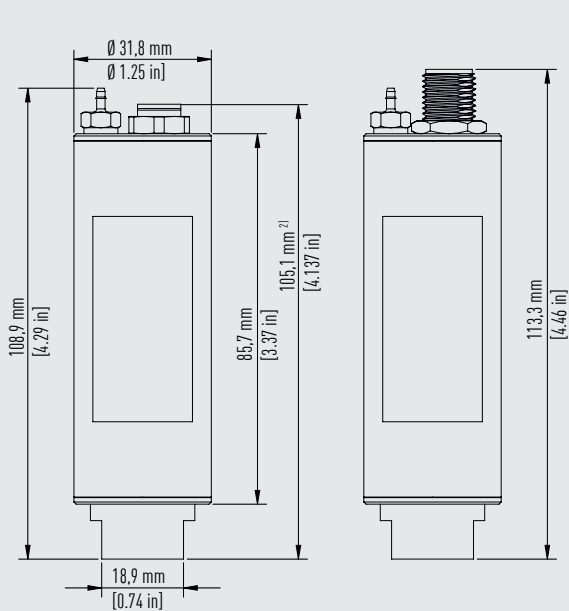
## Dimensions in mm [in]

### Low-pressure version < 100 bar [ $< 1,500$ psi]

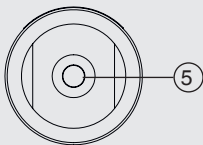
#### Interface and reference port 1)



#### Case

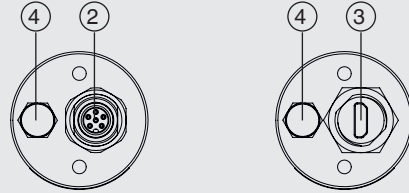


#### Pressure connection

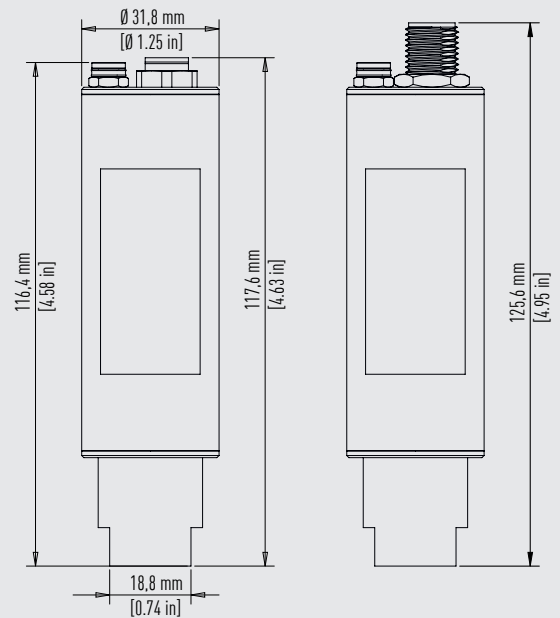


### Medium-pressure version 100 ... 400 bar [1,500 ... 6,000 psi]

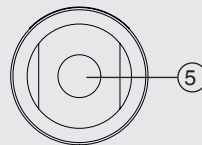
#### Interface and reference port 1)



#### Case



#### Pressure connection



- ① Reference port for hose connection 1/16" barbed
- ② 6-pin M8 connector for RS-232 and RS-485 version
- ③ Micro-USB connector
- ④ Sealed relief valve
- ⑤ SAE J514 37° flare port 7/16-20 thread

- 1) Reference port only for gauge pressure range; the port is plugged at absolute pressure range and sealed gauge ranges
- 2) Maximum dimension for absolute-pressure variant

## WIKA-Cal calibration software

### Easy and fast creation of a high-quality calibration certificate

The WIKA-Cal calibration software is used for generating calibration certificates or logger protocols for pressure measuring instruments and is available as a demo version for a cost-free download.

To switch from the demo version to a licensed version, a USB dongle with a valid licence must be purchased.

The preinstalled demo version changes automatically to the selected version when plugging in the USB dongle and remains available as long as the USB dongle is connected to the PC.



- The user is guided through the calibration or logger process
- Management of calibration data and instrument data
- Intelligent preselection via SQL database
- Menu languages: German, English, Italian, French, Dutch, Polish, Portuguese, Romanian, Spanish, Swedish, Russian, Greek, Japanese, Chinese  
More languages are due with software updates
- Customer-specific complete solutions possible
- Maximum level of automation in connection with our CPx series

The supported instruments are continuously expanded and even customer-specific adaptations are possible.


→ For further information, see data sheet CT 95.10

Three WIKA-Cal licences are available together with one CPx series precision pressure measuring instrument. The WIKA-Cal calibration software is available for online calibrations together with a PC. The scope of software functions depends on the selected licence. Several licences can be combined on one USB dongle.

Cal-Template (demo version)	Cal-Template (light version)	Cal-Template (full version)	Log-Template (full version)
Fully automatic calibration	Semi-automatic calibration	Fully automatic calibration	<ul style="list-style-type: none"> <li>■ Live measured value recording for a certain period of time with selectable interval, duration and start time</li> <li>■ Creation of logger protocols with graphic and/or tabular representation of the measuring results in PDF format</li> <li>■ Possibility of exporting measuring results as CSV file</li> </ul>
Limitation to two measuring points	No limitation of the measuring points approached		
<ul style="list-style-type: none"> <li>■ Creation of 3.1 inspection certificates per DIN EN 10204</li> <li>■ Calibration data can be exported to Excel® template or XML file</li> <li>■ Calibration of pressure measuring instruments</li> </ul>			
Ordering information for a single licence			
Is available for a cost-free download	WIKA-CAL-LZ-Z-Z	WIKA-CAL-CZ-Z-Z	WIKA-CAL-ZZ-L-Z
Ordering information for a pair licence			
Cal-Template (light version) together with Log-Template (full version)			WIKA-CAL-LZ-L-Z
Cal-Template (full version) together with Log-Template (full version)			WIKA-CAL-CZ-L-Z

## Accessories and spare parts

Accessories for CPT9000 / CPT6020 1)		Order code
Description		CPX-A-T4
	<b>Power supply</b> Via RS-232 interface cable Cable length: 1.5 m [4.9 ft]	-1-
	Via RS-232 interface cable Cable length: 3.0 m [9.8 ft]	-3-
	Via RS-232 interface cable Cable length: 5.0 m [16.4 ft]	-4-
	<b>Power supply</b> Via RS-485 interface cable Cable length: 1.5 m [4.9 ft]	-2-
	Via RS-485 interface cable Cable length: 3.0 m [9.8 ft]	-J-
	Via RS-485 interface cable Cable length: 5.0 m [16.4 ft]	-K-
	<b>Adapter cable</b> RS-232 to USB	-5-
	RS-485 to USB	-6-
	<b>Legacy cable adapter</b> RS-232 cable adapter For CPT6010 to CPT9000 or CPT6020	-8-
	RS-485 cable adapter For CPT6010 to CPT9000 or CPT6020	-7-
	<b>Pressure adapter</b> SAE J514/JIC 4, male thread to 1/4 BSP, male thread $P_{max}$ : 400 bar [6,000 psi]	-A-
	<b>Pressure adapter</b> SAE J514/JIC 4, male thread to 1/8 BSP, female thread $P_{max}$ : 400 bar [6,000 psi]	-B-
	<b>Pressure adapter</b> SAE J514/JIC 4, male thread to 6 mm tube fitting $P_{max}$ : 400 bar [6,000 psi]	-C-
	<b>Pressure adapter</b> SAE J514/JIC 4, male thread to 7/16-20 SAE, male thread $P_{max}$ : 400 bar [6,000 psi]	-D-
	<b>Pressure adapter</b> SAE J514/JIC 4, male thread to 1/4" tube fitting $P_{max}$ : 400 bar [6,000 psi]	-E-
	<b>Pressure adapter</b> SAE J514/JIC 4, male thread to 1/4 NPT, male thread $P_{max}$ : 400 bar [6,000 psi]	-F-
	<b>Pressure adapter</b> SAE J514/JIC 4, male thread to 1/8 NPT, female thread $P_{max}$ : 400 bar [6,000 psi]	-S-
-	<b>Pressure adapter</b> SAE J514/JIC 4, male thread to G 1/2 BSP, male thread $P_{max}$ : 400 bar [6,000 psi]	-U-
-	<b>Gasket-flare</b> 50 pcs. gasket-flare 37° 1/4" for J514/JIC 44 pressure port	-V-

Accessories for CPT9000 / CPT6020 1)		Order code
Description		CPX-A-T4
	<b>Communication cable</b> Shielded with flying leads Cable length: 1.5 m [4.9 ft]	-G-
	Shielded with flying leads Cable length: 3.0 m [9.8 ft]	-H-
	Shielded with flying leads Cable length: 5.0 m [16.4 ft]	-I-
-	<b>Transport case</b>	-T-
<b>Ordering information for your enquiry:</b>		
		1. Order code: CPX-A-T4 2. Option:
		↓ [ ]

1) The figures are an example and may change depending on the state of the art in design, material composition and representation

## Scope of delivery

- Precision pressure transducer, premium version, model CPT9000
- Interface-cable:  
RS-232/RS-485 connection cable with flying leads; 1.5 m [5 ft] length or  
USB cable for IP67; 1 m [3 ft] length
- Pressure adapters (as specified)
- Operating instructions
- Calibration certificate

## Ordering information

CPT9000 / Instrument version / Operating pressure range / Pressure unit / Type of pressure / Start of measuring range / End of measuring range / Type of certificate / Mounting position / Interface / Baud rate / Electrical connection length / Pressure connection adapter / Transport case / Further approvals / Additional ordering information

© 04/2018 WIKA Alexander Wiegand SE & Co. KG, all rights reserved.  
 The specifications given in this document represent the state of engineering at the time of publishing.  
 We reserve the right to make modifications to the specifications and materials.  
 In case of a different interpretation of the translated and the English data sheet, the English wording shall prevail.

